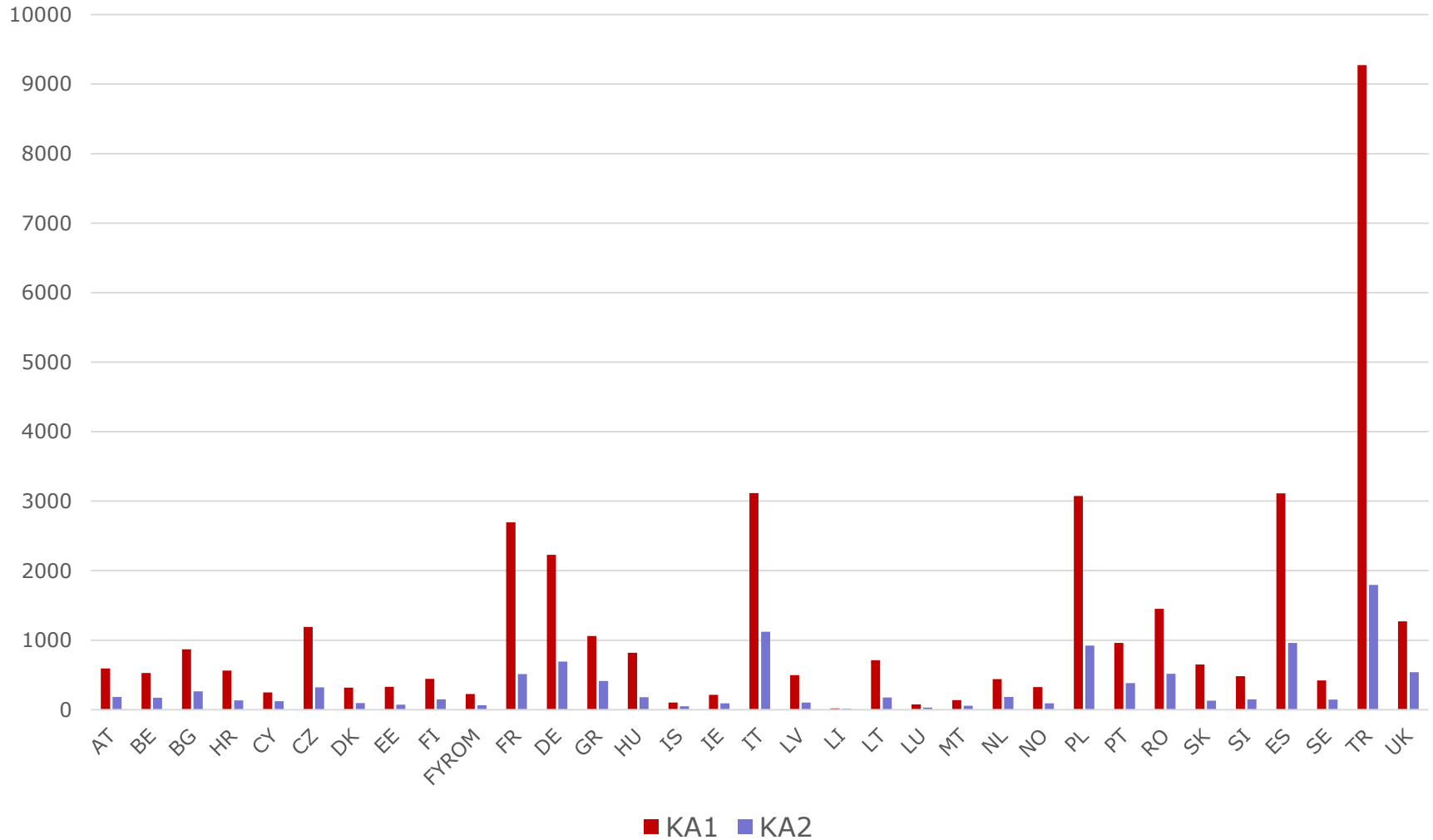
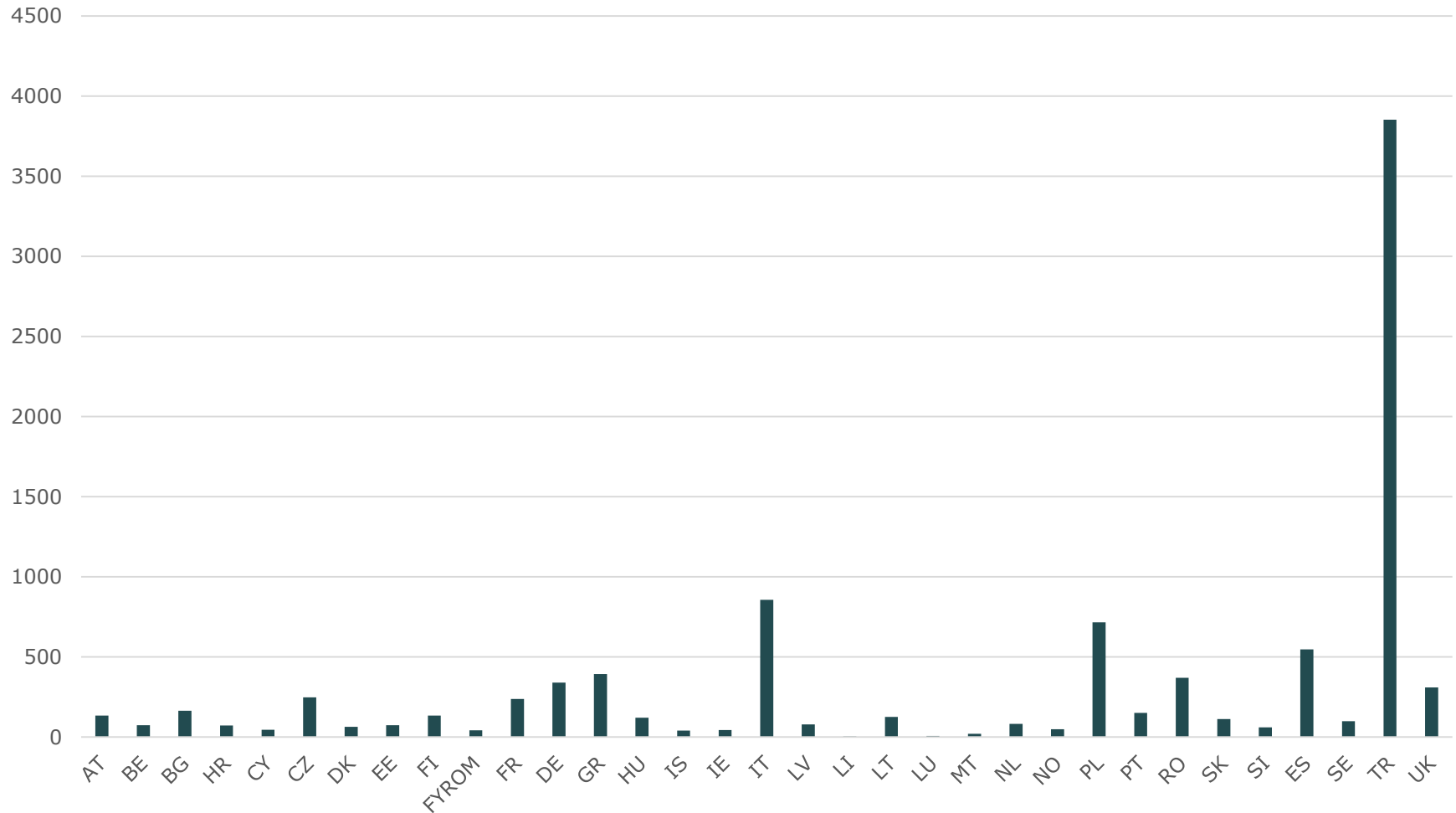


# **2016 SELECTION: PRELIMINARY RESULTS**

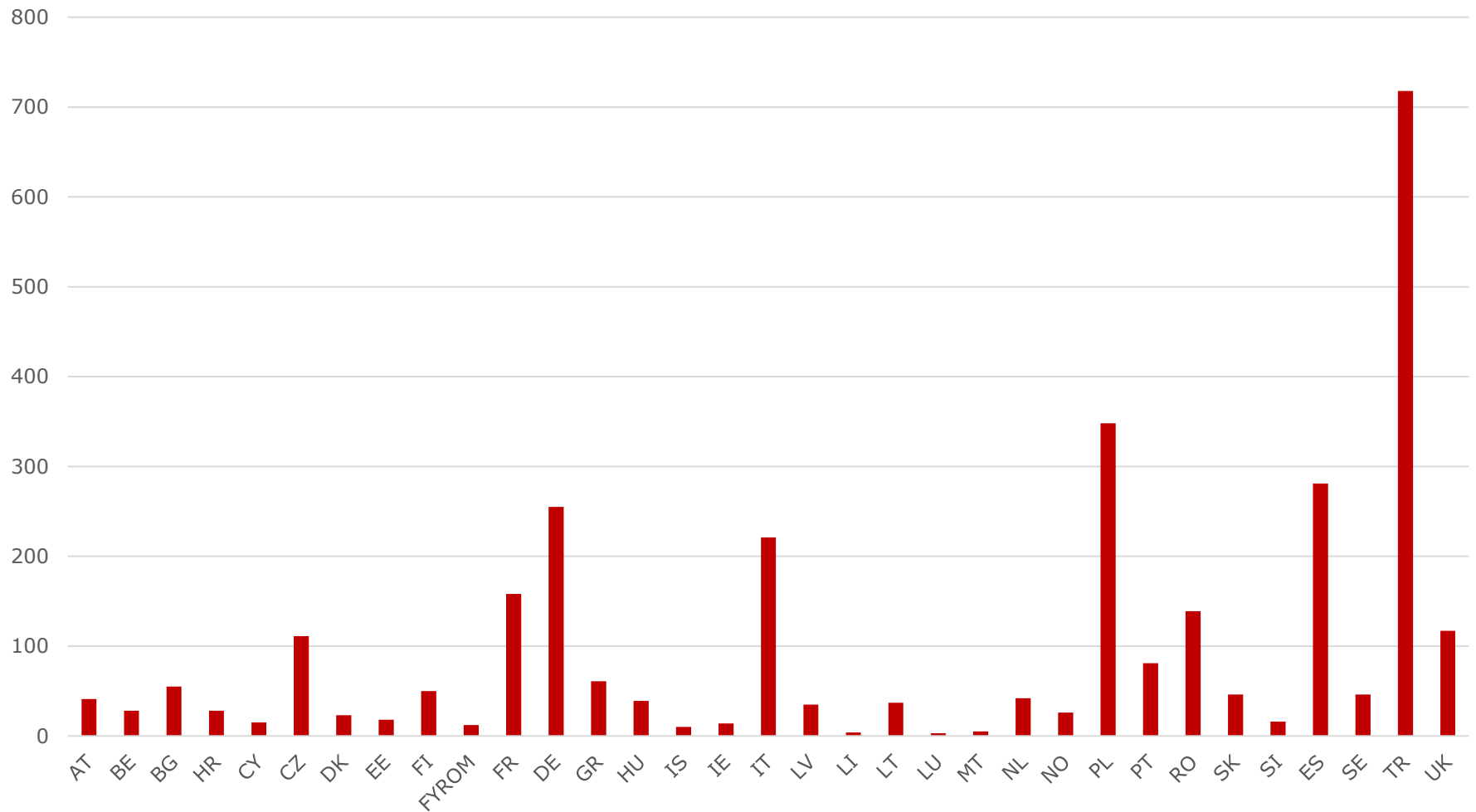
## Call 2016 - Candidature pervenute *Totali per Paese*



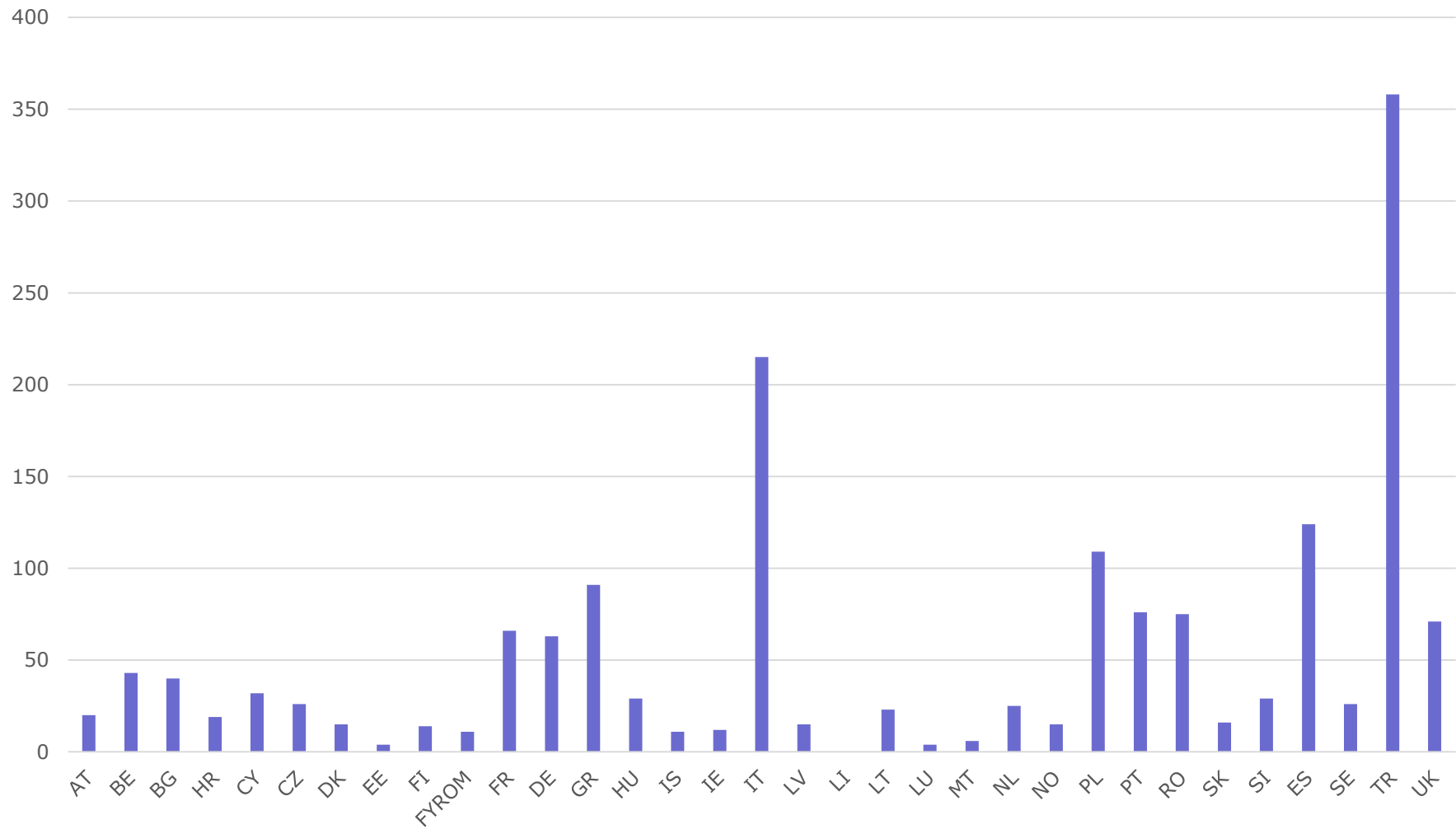
## Call 2016 - Candidature pervenute **KA101**



## Call 2016 - Candidature pervenute **KA219**



## Call 2016 - Candidature pervenute **KA201**



## Key Action 1 – school education

2014	Applications	Approved projects	Approved budget	Participating organisations	Participants
<b>Key Action 1</b>	8978	2806	43 mill. EUR	4252	21 000

2015	Applications	Approved projects	Approved budget	Participating organisations	Participants
<b>Key Action 1</b>	7202	2481	42,8 mill. EUR	3837	20 600

2016	Applications	Approved projects	Approved budget	Participating organisations	Participants
<b>Key Action 1</b>	8592	1435*	22,5 mill. EUR*	2176*	11 600*

\* Data is partial: not all 2016 applications have been processed in EPlusLink

## Key Action 1 - details

2015	Contracted consortia	Teaching assignments	Job shadowing	Courses/ training events
<b>Key Action 1</b>	94	67	621	2290

2016	Contracted consortia	Teaching assignments	Job shadowing	Courses/ training events
<b>Key Action 1</b>	81	33	347	1169

Most targeted topics in all applications	%
<b>New innovative curricula/educational methods/development of training courses</b>	42%
<b>Teaching and learning of foreign languages</b>	35%
<b>ICT - new technologies - digital competences</b>	27%
<b>Quality Improvement Institutions and/or methods (incl. school development)</b>	27%
<b>Pedagogy and didactics</b>	22.4%

## Key Action 2 – Call 2016 applications

	Total # of applications	Total # of organisations participating	Average # of organisations per application	Average duration in months	Average grant requested
<b>Adult education</b>	1299 (+3.3%)	7453	5.74	25.9	€ 215,514.00
<b>Higher education</b>	887 (-10%)	5371	6.06	31.1	€ 307,971.99
<b>School education</b>	4092 (-6.5%)	21478	5.25	25.8	€ 145,898.35
<b>VET</b>	1885 (+1%)	11718	6.22	26.7	€ 257,369.44
<b>Youth</b>	1270 (n.a.)	6455	5.08	22.0	€ 163,913.74

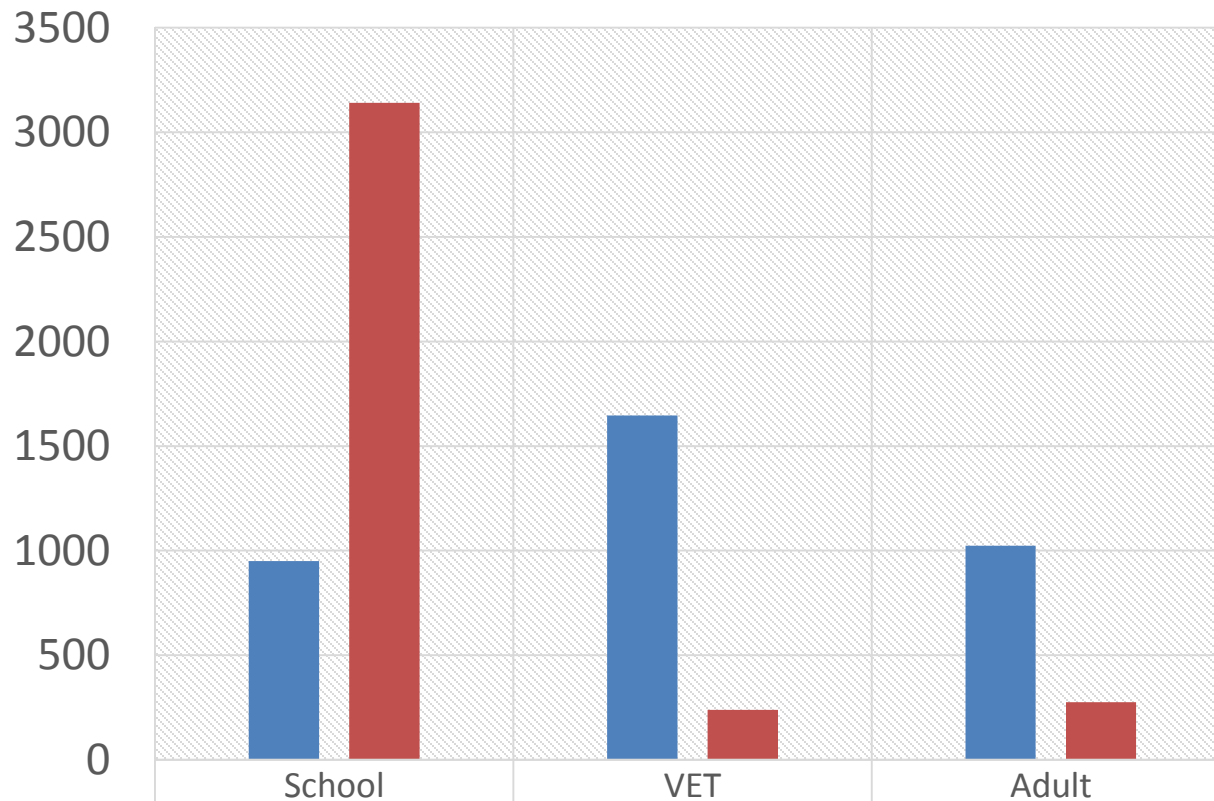
\* Number of applications is compared to Call 2015



## KA2 applications 2016 – school education

Main Priority	#	%
H: Improve achievement in relevant and high-level basic and transversal competences in a lifelong learning perspective	832	20%
H: Inclusive education, training and youth	742	18%
H: Open and innovative education, training and youth work, embedded in the digital era	718	18%
Addressing underachievement in the basic skills of maths, science and literacy through more effective, innovative teaching methods	545	13%
Supporting schools to tackle early school leaving (ESL) and disadvantage	457	11%
Strengthening the profile of the teaching professions	294	7%
Enhancing the quality of early childhood education and care (ECEC)	224	5%
H: Sustainable investment, performance and efficiency in education and training	167	4%
H: Transparency and recognition of skills and qualifications to facilitate learning, employability and labour mobility	87	2%
H: Strengthening the recruitment, selection and induction of Educators	26	1%
Total	4092	100%

# Call 2016 – number of applications



■ Innovation	951	1646	1023
■ Exchange of Good Practices	3141	239	276

# Call 2016 – comparison of two types

<b><i>APPLICATIONS 2016</i></b>	<b>Average # of organisations per application</b>	<b>Average duration in months</b>	<b>Average grant requested</b>
Strategic Partnerships for school education	8801	6.39	€ 218,415
Innovation	6.49	28.3	€ 262,011
Exchange of Good Practices	4.87	25.1	€ 110,743
<b>% difference</b>	<b>-25%</b>	<b>-11%</b>	<b>-58%</b>

Strategic Partnerships for VET	11718	6.22	€ 257,369
Innovation	6.33	27.2	€ 279,241
Exchange of Good Practices	5.44	23.5	€ 106,742
<b>% difference</b>	<b>-14%</b>	<b>-13%</b>	<b>-62%</b>

Strategic Partnerships for adult education	5.74	25.9	€ 215,514
Innovation	5.86	26.7	€ 248,574
Exchange of Good Practices	5.28	22.8	€ 92,977
<b>% difference</b>	<b>-10%</b>	<b>-15%</b>	<b>-63%</b>